




Utah Aspire Plus Score Interpretation Guide for Parents



2024

Table of Contents

General Information for Parents	3
Purpose of this Guide	3
About Utah Aspire Plus	3
Report Availability	3
The Utah Aspire Plus Individual Student Report (ISR).....	4
The Family Portal.....	6
Detailed Component Description	8
Appendix A: Utah Aspire Plus Performance Level Descriptors	10

General Information for Parents

Purpose of this Guide

This guide will help you interpret and understand the information provided by your student's Utah Aspire Plus assessment score report.

About Utah Aspire Plus

Utah Aspire Plus is an online test that measures student proficiency in English, mathematics, reading, and science. Utah Aspire Plus was created as directed by Utah Statute 53E-4-304 which requires the Utah State Board of Education (USBE) to administer an assessment to ninth and tenth grade students that is predictive of the college readiness assessment (ACT) and provides a growth score for a student from grade 9 to 10. Utah Aspire Plus provides valuable postsecondary readiness information for students, parents, and teachers about student progress towards education and employment after graduation from high school.

The key measurement targets for each test are:

- English: language conventions and comprehension.
- Math: linear relationships, abstract and quantitative reasoning, and problem solving.
- Reading: reading and comprehending complex informational and literary texts.
- Science: gathering and investigating, developing models, using mathematical thinking, and constructing explanations.

Before test questions are published for use, they are reviewed by Utah educators. Data and statistical information from test results are analyzed and reviewed frequently to ensure tests perform as expected for all students.

Report Availability

Individual Score Reports

- All final scores will be available on the Individual Student Reports (ISR) on May 29, 2024. Your student's school should provide a copy of the Individual Score Report to you within three weeks of receiving the report. Additionally, you will be able to access your student's Individual Score Report in the Family Portal beginning June 4, 2024.


Family Portal

- You can access your student's results in the [Family Portal](#). To access, you will enter your student's SSID, first name, last name, and your student's date of birth.
- Final test scores and your student's Individual Student Report (ISR) for the Utah Aspire Plus English, reading, mathematics and science tests will be available on June 4, 2024.

The Utah Aspire Plus Individual Student Report (ISR)

The Individual Student Report (ISR) provides your student's Utah Aspire Plus assessment score information. There are two main components to the ISR: postsecondary readiness and Utah Core standards-based proficiency. The following is an example of an ISR.

Utah Aspire Plus Individual Student Report (ISR) Legend	
A	Identification Information
B	Composite Scale Score and Predicted ACT Score
C	Subject Area ACT Predicted Scores
D	Subject Area Scale Scores and Utah Proficiency Levels
E	Family Portal Link

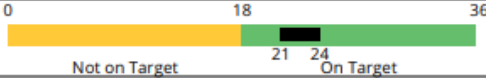


SAMPLEFIRST I. SAMPLELAST (SSID)
GRADE 9
 SAMPLE SCHOOL
 SAMPLE DISTRICT

UTAH ASPIRE PLUS GRADE 9 ASSESSMENT [CCYY]-[CCYY]

COMPOSITE SCALE SCORE AND PREDICTED ACT SCORE


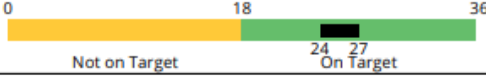


Your student took the Utah Grade 9 Assessment in [Month] of [CCYY]. Below you will find the composite score and predicted ACT score, followed by the subject area predicted ACT scores.

Composite Scale Score	Predicted ACT Score Range*	Postsecondary Readiness Prediction
384 B	21-24	

Postsecondary readiness is defined by Utah as a composite ACT score of 18 or higher.
 *For more information on the predicted ACT score range, see the [Score Interpretation Guide for Parents](#).

SUBJECT AREA PREDICTED ACT SCORES

Below you will find the predicted ACT subject scores based on performance in reading, English, math, science.

Subject Area	Predicted ACT Score Range*	ACT College Readiness Benchmarks**
Reading	C 21-24	
English	24-27	
Math	17-20	
Science	15-18	

**ACT College Readiness Benchmarks for Subjects: Students who score at or above these scores (22-Reading, 18-English, 22-Math, 23-Science) are more likely to be successful in college courses taken by first-year students.


SUBJECT AREA SCALE SCORES AND UTAH PROFICIENCY LEVELS

Below you will find your student's scale scores by subject area and Utah Proficiency levels. For more information on cut scores, see the [Utah Core Standards](#).

Subject	Scale Score (Confidence Range)	Utah Proficiency Level
Reading	394 (389-399)	4 Highly Proficient
English	384 (380-388)	3 Proficient
Math	284 (283-286)	2 Approaching Proficient
Science	184 (181-187)	1 Below Proficient

RESOURCES

To access your student's performance results online, visit the [Utah Aspire Plus Family Portal](#), or use the QR Code to the right with a smartphone, tablet, or other device. If you have additional questions about these scores, please contact your student's teacher or guidance counselor.



NOTE: If you're seeing either "Not Calculated Missing Test Scores" or "Attempted Too Few Items" on your ISR, your student did not meet the 85% threshold for attemptedness and will not receive a score for that test.

Score and predicted ACT score, followed by the subject area predicted ACT scores.





Composite Scale Score	Predicted ACT Score Range*	Postsecondary Readiness Prediction
Not Calculated Missing Test Scores		

Postsecondary readiness is defined by Utah as a composite ACT score of 18 or higher.

*For more information on the predicted ACT score range, see the [Score Interpretation Guide for Parents](#).

SUBJECT AREA PREDICTED ACT SCORES





Below you will find the predicted ACT subject scores based on performance in reading, English, math, science.

Subject Area	Predicted ACT Score Range*	ACT College Readiness Benchmarks**
 Reading	Attempted Too Few Items	
 English	Attempted Too Few Items	
 Math	Attempted Too Few Items	
 Science	Attempted Too Few Items	

**ACT College Readiness Benchmarks for Subjects: Students who score at or above these scores (22-Reading, 18-English, 22-Math, 23-Science) are more likely to be successful in college courses taken by first-year students.

SUBJECT AREA SCALE SCORES AND UTAH PROFICIENCY LEVELS


Below you will find your student's scale scores by subject area and Utah Proficiency levels. For more information on cut scores, see the [Utah Core Standards](#).

Subject	Scale Score (Confidence Range)	Utah Proficiency Level
 Reading	Attempted Too Few Items	
 English	Attempted Too Few Items	
 Math	Attempted Too Few Items	
 Science	Attempted Too Few Items	

The Family Portal

To access the family portal, follow these steps.

1. Navigate to [Family Portal](#).
2. Enter your student's **State Student Identifier** in the text box and click the **Next** button.



utah
Aspire
ACT
PLUS

family
PORTAL

Enter your student's state identifier


State Student Identifier

Next

Select a different organization

© 2020 - 2024 Pearson Education, Inc. All rights reserved

3. Enter your student's **Last Name, First Name, and Date of Birth** in the text boxes and click the **Sign In** button.



utah
Aspire
ACT
PLUS

family
PORTAL

Almost There!

Student's Last Name

First Name

Date of Birth

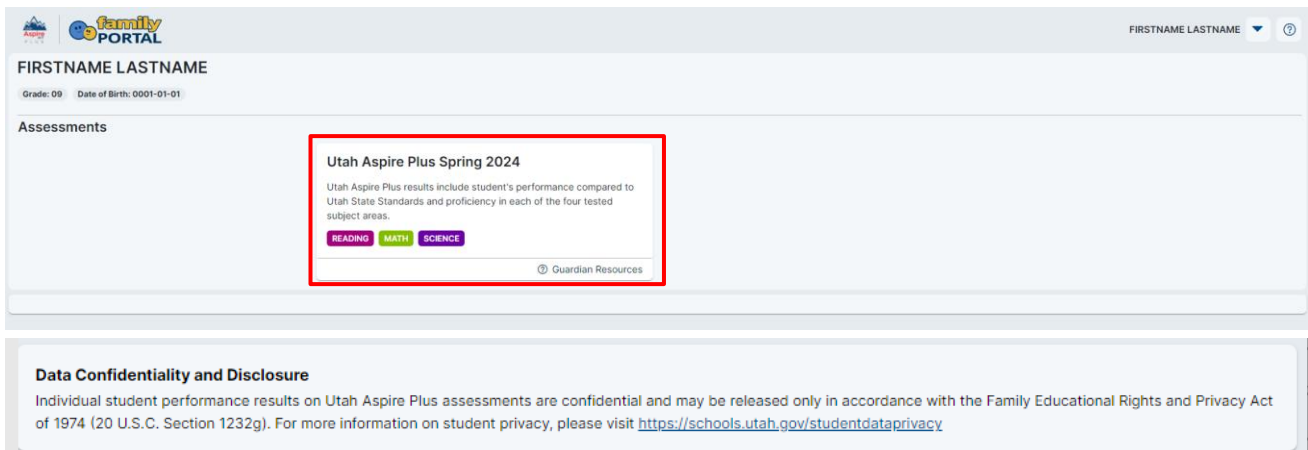
Sign In

Clicking the Sign In button acknowledges you have read and agree to the Pearson License Agreement and Privacy Policy. If you need assistance with your account, please contact the administrator at your district or school.

© 2020 - 2024 Pearson Education, Inc. All rights reserved

At the top of the Family Portal there is general information about your student, including first name, last name, grade and date of birth. At the bottom of the screen is information on data privacy and Utah Aspire Plus assessment results.

You will see the option for the administration the student participated in and the tests your student completed. Click the administration to see your student's results.



utah
Aspire
ACT
PLUS

family
PORTAL

FIRSTNAME LASTNAME

Grade: 09 Date of Birth: 0001-01-01

Assessments

Utah Aspire Plus Spring 2024

Utah Aspire Plus results include student's performance compared to Utah State Standards and proficiency in each of the four tested subject areas.

READING MATH SCIENCE

Guardian Resources

Data Confidentiality and Disclosure

Individual student performance results on Utah Aspire Plus assessments are confidential and may be released only in accordance with the Family Educational Rights and Privacy Act of 1974 (20 U.S.C. Section 1232g). For more information on student privacy, please visit <https://schools.utah.gov/studentdataprivacy>

On the next screen, you will see the results for your student.

family PORTAL FIRSTNAME LASNAME

FIRSTNAME LASTNAME **A**

Grade: 09 Date of Birth: 0001-01-01 Local ID:

← Utah Aspire Plus Spring 2024

Reading Results
Grade 9 Reading
Scale Score **100** **Level 1** Below Proficient **D**
Guardian Resources

Mathematics Results
Grade 9 Mathematics
Scale Score **100** **Level 1** Below Proficient **D**
Guardian Resources

Science Results
Grade 9 Science
Scale Score **300** **Level 4** Highly Proficient **A**
Guardian Resources

The Parent Portal Legend

A	Identification Information
D	Subject Area Scale Scores and Utah Proficiency Levels

Data Confidentiality and Disclosure
Individual student performance results on Utah Aspire Plus assessments are confidential and may be released only in accordance with the Family Educational Rights and Privacy Act of 1974 (20 U.S.C. Section 1232g). For more information on student privacy, please visit <https://schools.utah.gov/studentdata/privacy>

NOTE: If you see the following screen, your student did not complete at least 85% of the test required to receive a score.

Scale Score
No Score

Level - Proficiency Undetermined

Detailed Component Description

A Identification Information

The student's name, grade, school, and district are provided.

B Composite Scale Score and Predicted ACT Score

The student's composite scale score and predicted ACT composite score range are provided. The composite scale score is the average of the four Utah Aspire Plus assessments (English, reading, mathematics, and science) and is provided for students who take all four assessments.

- The predicted ACT composite score range has two levels, Not on Target and On Target, along the ACT scale (0–36).
- A predicted ACT composite score of 18 or higher indicates “on target” for Utah’s postsecondary readiness benchmark.
- A predicted ACT composite score below 18 indicates “not on target” for postsecondary readiness.
- The student’s predicted score range is indicated by a black bar within the graphic.

C Subject Area ACT Predicted Scores

This section of the report provides the student's predicted ACT score ranges for the subject tests (math, English, reading and science). Student test scores from Utah Aspire Plus are linked to the ACT scale to obtain a predicted score range on each ACT subject test.

The ACT College Readiness benchmarks indicate the achievement level required for students to have a 50% chance of obtaining a B or higher or a 75% chance of obtaining a C or higher in similar first year college courses.

Table 1 provides the ACT college readiness benchmark score for each subject test. You can learn more about the ACT college readiness benchmarks here: [ACT College and Career Readiness](#).

Table 1. ACT College Readiness Benchmarks

Subject Test	The ACT College Readiness Benchmark
English	18
Reading	22
Mathematics	22
Science	23

D Subject Area Scale Scores and Utah Proficiency Levels

For each subject test, a student's scale score is provided with a confidence range below it. The confidence range represents the expected range of a student's score if the student took the same form of the test multiple times.

Students' test performance is summarized by proficiency levels which indicate the extent to which


students demonstrate knowledge and skills on the assessment. There are four proficiency levels for Utah Aspire Plus:

- Level 4: Highly Proficient
- Level 3: Proficient
- Level 2: Approaching Proficient
- Level 1: Below Proficient

The proficiency levels are defined by performance level descriptors which outline the knowledge and skills that students should know and be able to do to be classified in each level. The proficiency level descriptors (PLDs) for Utah Aspire Plus are provided in Appendix A.

Table 2. Utah Aspire Plus Proficiency Scale Score Ranges

Grade	Subject	Below Proficient	Approaching Proficient	Proficient	Highly Proficient
9	English	100 to 164	165 to 201	202 to 241	242 to 300
	Reading	100 to 165	166 to 203	204 to 230	231 to 300
	Mathematics	100 to 171	172 to 205	206 to 232	233 to 300
	Science*	100 to 186	187 to 210	211 to 236	237 to 300
10	English	100 to 160	161 to 199	200 to 244	245 to 300
	Reading	100 to 174	175 to 203	204 to 234	235 to 300
	Mathematics	100 to 180	181 to 209	210 to 235	236 to 300
	Science*	100 to 186	187 to 209	210 to 239	240 to 300

The student proficiency level is provided within a “meter” graphic  on the score report that shows an approximate position of the scale score within the base range (100–300).

Family Portal

Parents can access student results in the [Family Portal](#) by entering the student’s **Student State Identifier, student’s first name, last name, and date of birth.**

Appendix A: Utah Aspire Plus Performance Level Descriptors

	Below Proficient	Approaching Proficient	Proficient	Highly Proficient
English Grades 9 and 10	The level 1 students can partially access grade-level content and engage with higher-order thinking skills with extensive support.	The level 2 students can access grade-level content and engage in higher-order thinking skills with minimal independence and some support .	The level 3 students can access grade-level content, and independently engages in higher-order thinking skills. This level of performance also likely indicates students are on track to be sufficiently prepared for college or career.	The level 4 students can go beyond grade-level content, and independently engages in higher-order thinking skills. This level of performance also likely indicates students are on track to be well-prepared for college or career.
Reading Grades 9 and 10	The level 1 students can partially access grade-level content and engage with higher-order thinking skills with extensive support.	The level 2 students can access grade-level content and engages in higher-order thinking skills with minimal independence and some support .	The level 3 students can access grade-level content, and independently engages in higher-order thinking skills. This level of performance also likely indicates students are on track to be sufficiently prepared for college or career.	The level 4 students can go beyond grade-level content, and independently engages in higher-order thinking skills. This level of performance also likely indicates students are on track to be well-prepared for college or career.
Mathematics Secondary Math I & II	The Level 1 students are below proficient in applying the mathematics knowledge/skills as specified in the Utah Core State Standards. The students generally perform significantly below the standard for their grade level and are likely able to partially access grade-level content with extensive support.	The Level 2 students are approaching proficient in applying the mathematics knowledge/skills as specified in the Utah Core State Standards. The students generally perform slightly below the standard for their grade level and are likely able to access grade-level content with moderate support.	The Level 3 students are proficient in applying the mathematics knowledge/skills as specified in the Utah Core State Standards. The students generally perform at the standard for their grade level and can access grade-level content with minimal support. This level of mathematics performance also likely indicates students are on track to be sufficiently prepared for college or career.	The Level 4 students are highly proficient in applying the mathematics knowledge/skills as specified in the Utah Core State Standards. The students generally perform significantly above the standard for their grade level and can access above grade-level content. This level of mathematics performance also likely indicates students are on track to be well-prepared for college or career.
Science Grades 9 and 10	The Level 1 students are below proficient in achieving or applying the science attitudes and knowledge/skills as specified in the Utah Core Standards. The students generally perform significantly below the standard for their grade level and are able to engage with higher-order thinking skills for all science contexts with extensive support.	The Level 2 students are approaching proficient in achieving or applying the science attitudes and knowledge/skills as specified in the Utah Core Standards. The students generally perform slightly below the standard for their grade level and are likely able to engage in higher-order thinking skills for all science contexts with support.	The Level 3 students are proficient in achieving or applying the science attitudes and knowledge/skills as specified in the Utah Core Standards. The students generally perform at the standard for their grade level and are able to engage in higher-order thinking skills for all science contexts with independence and minimal support. This level of science performance likely indicates students are on track to be sufficiently prepared for college or a career.	The Level 4 students are highly proficient in achieving or applying the science attitudes and knowledge/skills as specified in the Utah Core Standards. The students generally perform above the standard for their grade level and are able to engage in higher-order thinking skills involving all science contexts independently. This level of science performance likely indicates students are on track to be well-prepared for college or a career.