

# Utah Aspire Plus Score Interpretation Guide for Educators



2020-2021



## Table of Contents

<b>General Information for Educators</b> .....	3
Purpose of this Guide.....	3
About Utah Aspire Plus .....	3
Confidentiality of Reporting Results .....	4
<b>Types of Reports</b> .....	4
OnDemand Reports – Preliminary Student Detail Report .....	4
Individual Student Reports .....	5
<b>Sample Reports</b> .....	7
The OnDemand Report – Preliminary Student Detail Report.....	8
The Individual Student Report (ISR).....	10
The Parent Portal .....	12
Detailed Component Description .....	13
<b>Appendix A: Utah Aspire Plus Performance Level Descriptors</b> .....	16

## General Information for Educators

### Purpose of this Guide

This guide provides information on the individual student reports provided for Utah Aspire Plus assessment results. This guide, which outlines and explains elements of the individual student report, preliminary student detail report, and parent portal is intended for use by administrators, teachers, counselors, and other educators to facilitate interpretation and use of student score reports. Sample reports included in this guide are for illustration purposes only to show the basic layout of the reports and the information they provide. Sample reports do not include actual data from any test administration.

### About Utah Aspire Plus

The Utah Aspire Plus summative assessments were created as directed by Utah Statute 53E-4-304 which requires the Utah State Board of Education (USBE) to administer an assessment to 9<sup>th</sup> and 10<sup>th</sup> grade students that is predictive of the college readiness assessment (the ACT). Creating a link between Utah's 9<sup>th</sup> and 10<sup>th</sup> grade state assessment and the ACT, which is administered to 11<sup>th</sup> grade students in Utah, provides a unique and beneficial achievement metric for students, parents, and teachers.

The Utah Aspire Plus summative assessments are fixed-form tests given for English, mathematics, reading, and science. While the test was administered online, it is not computer adaptive. This means that every 9<sup>th</sup> grade student is asked the same 9<sup>th</sup> grade questions, and every 10<sup>th</sup> grade student is asked the same 10<sup>th</sup> grade questions. Key measurement targets for each test are listed below:

- English: language conventions and comprehension.
- Math: linear relationships, abstract and quantitative reasoning, and problem solving.
- Reading: reading and comprehending complex informational and literary texts.
- Science: gathering and investigating, developing models, using mathematical thinking, and constructing explanations across Life Science, Earth and Space Science, and Physical Science.

The Utah Aspire Plus tests utilize various question types to assess student achievement, including multiple choice, multiple select, evidence based selected response, and technology enhanced (TE). Multiple choice questions provide students with four or five response options from which there is one correct answer. Multiple select questions require students to select two or three correct answers within the given response options. Technology enhanced (TE) questions require specialized interactions for capturing student responses. Examples of TE questions used on the Utah Aspire Plus are listed below:

- Inline choice interaction: drop-down multiple choice
- Text-entry interaction: fill-in -the-blank item presentation
- Hot text interaction: selecting elements within a given image (e.g., reading passage)
- Plot/drawing interaction: plotting/drawing on a grid
- Matching interaction: matching response elements to appropriate category

Evidence-based selected response questions are two items combined to form a two-part item. Typically, Part A is a multiple-choice item in which students are asked to infer or analyze, and Part B is an item in which students provide evidence to support their answer in Part A. Evidence-based questions may consist of two multiple choice items, or a combination of multiple choice and

technology enhanced (TE) interaction items.

Student responses to Utah Aspire Plus questions are calculated and reported using a scaled score. The purpose of scaled scores is to report scores for all test-takers on a scale that remains consistent across multiple years or forms. This facilitates accurate comparison of test results over different administrations.

Before test questions are published for use, every question is reviewed by Utah educators for standard alignment, appropriate content and cognitive demands, fairness, and bias. Data and statistical information from test results are analyzed and reviewed frequently to ensure the response processes and internal structure perform as expected for all groups of students. Technical information about Utah Aspire Plus will be available in the Utah Aspire Plus Technical Report which will be posted to the Resource Center at <http://utah.pearsonaccessnext.com/additional-services/> in late fall of 2021.

## Confidentiality of Reporting Results

Individual student performance results on Utah Aspire Plus assessments are confidential and may be released only in accordance with the Family Educational Rights and Privacy Act of 1974 (20 U.S.C. Section 1232g). For more information on student privacy, please visit <https://schools.utah.gov/studentdataprivacy?mid=3510&tid=5>.

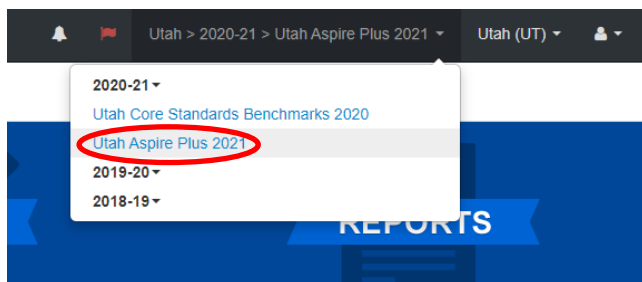
## Types of Reports

### OnDemand Reports – Preliminary Student Detail Report

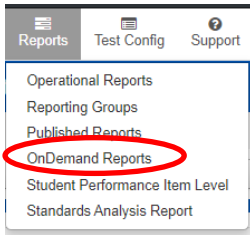
The Preliminary Student Detail Report for the English, math, and reading tests can be accessed by LEA administrators, school administrators, and teachers in PearsonAccess<sup>next</sup>.

#### **Administrators and Teachers can access the Preliminary Student Detail Report by:**

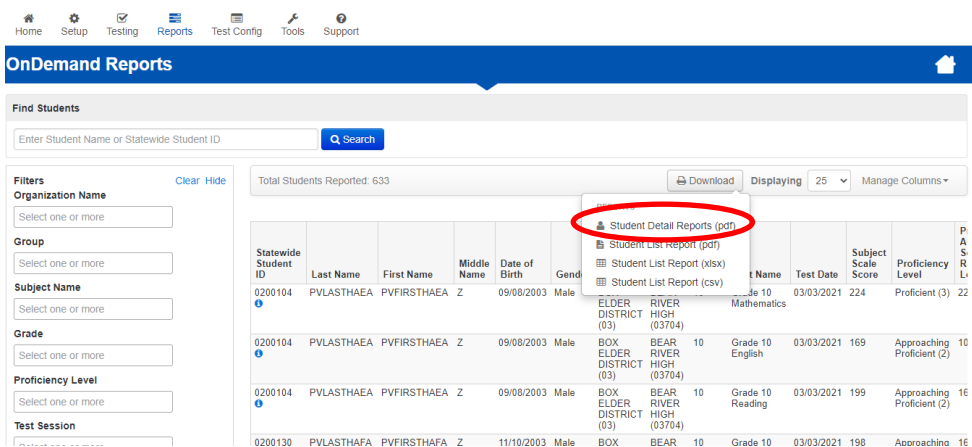
1. Log in to PearsonAccess<sup>next</sup> here: <http://ut.pearsonaccessnext.com>.
2. Within PearsonAccess<sup>next</sup>, ensure the correct administration and school are selected in the top right corner of the home screen.



3. Go to **Reports** and select **OnDemand Reports**.



4. You can filter by **Student Name or SSID, Organization Name, Subject Name, Grade, Proficiency Level and more** to help you locate the report for specific students.
5. Select certain students by clicking on the ⓘ or to print all reports select **Download** and then **Student Detail Report (pdf)**. Administrators can also download the list view that is shown on the screen by selecting the **Student List Report**.



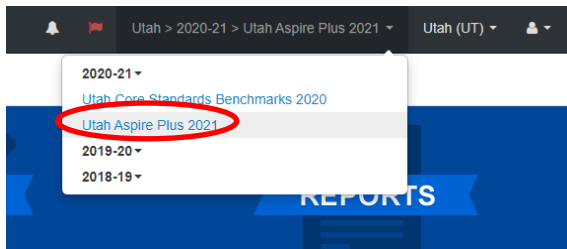
## Individual Student Reports

The ISR will contain all test scores including math, science, English, reading, and ACT predicted scores. Parents can access their student's ISR through the Parent Portal. Administrators can access the report via PearsonAccess<sup>next</sup>.

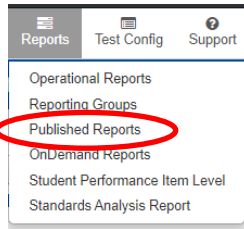
### Accessing Individual Student Reports – Administrators and Teachers

Administrators and teachers can access the Individual Student Report by:

1. Log in to PearsonAccess<sup>next</sup> here: <http://ut.pearsonaccessnext.com>.
2. Within PearsonAccess<sup>next</sup>, ensure the correct administration and school are selected in the top right corner of the home screen.



3. Go to **Reports** and select **Published Reports**.



4. You can filter by **Organization Type** or **Organization Name** to help you locate the desired ISR.

 A screenshot of a 'Filters' panel. It has a 'Clear Hide' link at the top right. The panel contains three sections:
 

- Organization Type:** A dropdown menu with the text 'Select one or more'.
- Organization Name:** A text input field containing 'Utah (UT)' with a small 'x' icon on the left.
- Published Report Date Range:** Two date input fields. The first is labeled 'mm/dd/yyyy' and has a calendar icon. The second is labeled 'to' and is also labeled 'mm/dd/yyyy' with a calendar icon.

5. Select the file you wish to download and click **Download**.

 A screenshot of the 'Published Reports' interface. At the top, there is a navigation bar with icons for Home, Setup, Testing, Reports, Test Config, Tools, and Support. Below this, there are two tabs: 'Tasks' (0 Selected) and 'Published Reports' (1 Selected). The 'Published Reports' tab is active and shows a 'Manage' dropdown menu with a 'Download' button circled in red. Below the tabs is a 'Find Reports' section with a search bar. Underneath is a 'Filters' panel similar to the one in step 4. The main area shows a table with 1 result:
 

File Name	Size (KB)	Date Published	Organization Name
<input checked="" type="checkbox"/> Utah Aspir...us Summative Individual Student Report Grade 10	8,430	05/03/2021 08:02:30 AM	BEAR RIVER HIGH (03704)

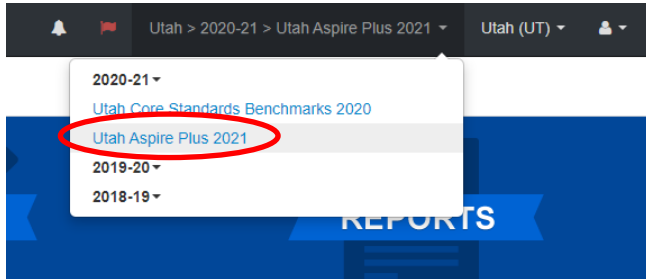
 The checkbox for the first row is circled in red.

### Accessing Individual Student Reports - Parents

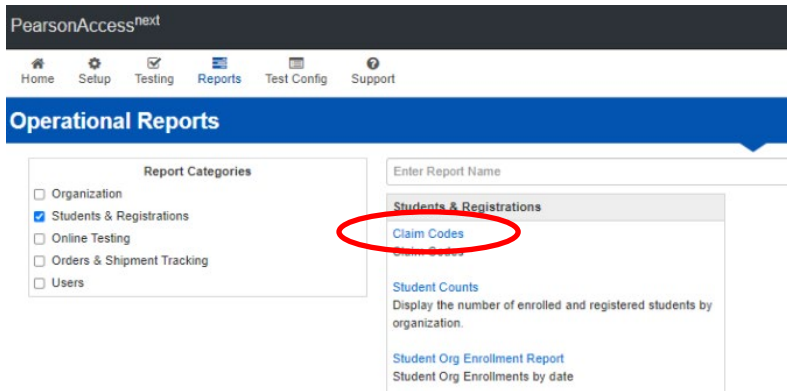
The Score Interpretation Guide for Parents (<http://utah.pearsonaccessnext.com/additional-services/>) is available to help parents understand how to access and interpret their student's score reports. Parents can access student results within the Parent Portal. Parents must create an account within the portal to access student information. To set up an account, parents will need the student's administration claim code. Claim codes are available on the student's Individual report, OnDemand preliminary student detail report, and on the PearsonAccess<sup>next</sup> claim code operational report. Once parents create their account, they can access student results in the Parent Portal at <https://results-ut.pearsonaccessnext.com> by entering the student's first name, last name, and the claim code. This URL appears at the bottom of the student's individual student report (ISR).

## Accessing parent claim codes via PearsonAccess<sup>next</sup> - Administrators:

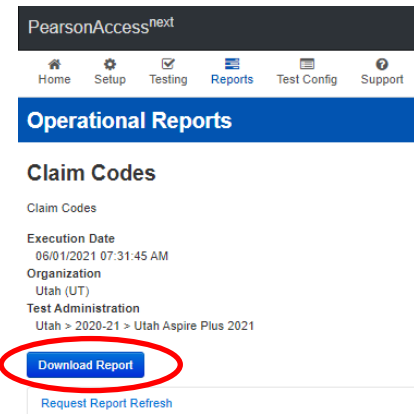
1. Log in to PearsonAccess<sup>next</sup> here: <http://ut.pearsonaccessnext.com>.
2. Within PearsonAccess<sup>next</sup>, ensure the correct administration and school are selected in the top right corner of the home screen.



3. Go to **Reports** and select **Operational Reports**.
4. Select **Student Registrations**, then click on **Claim Codes**.



5. Click the **Download Report** to download a list of claim codes.



## Sample Reports

Below are samples of student reports. The main components of each report are identified with a letter that corresponds to a detailed description of the component on pages 13 – 15 of this guide. The example reports do not include actual data from any test administration.

# The OnDemand Report – Preliminary Student Detail Report

The OnDemand Report – Preliminary Student Detail Report provides preliminary student performance data prior to the release of the Individual Student Report (ISR). OnDemand Reports consist of subject-specific reports and an overall composite score report.

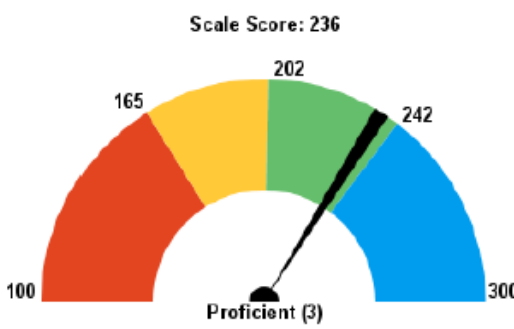
## Subject Specific Preliminary Student Detail Report

FIRSTNAME | LASTNAME (0201000)

### Test Details

<b>Statewide Student ID</b> 0201000	<b>Date of Birth</b> 05/08/2005	<b>A</b>	<b>Test Name</b> Grade 09 English
<b>District</b> CITY COMMUNITY SCHOOL DISTRICT (XX)	<b>School</b> BRUNSWICK HIGH SCHOOL (XX100)		<b>Test Date</b> 01/21/2020

### Utah Aspire Plus Proficiency Score



Scale Score: 236

Proficient (3)

**What does your student's score mean?**

For each subject, the student's performance is summarized by a scale score and proficiency level. Scale scores range from 100 - 300 and proficiency levels range from 1 - 4 and are described below:


- Below Proficient (1)
- Approaching Proficient (2)
- Proficient (3)
- Highly Proficient (4)

Your student's Scale Score: 236 D

Confidence Range\*: 230 - 242

**Making the most of this information:**

To learn more about your student's performance level and find ideas to support your student's progress, please visit the Utah Aspire Plus Assessment page: <http://bit.ly/UtahAspirePlus>.



Based on your student's Utah Aspire Plus scale score, if your student were to take the ACT today, your student's predicted ACT score on the English test would be:

### Predicted ACT Score

Test	Predicted ACT Subject Test Score Range*	ACT College Readiness Benchmark	Postsecondary Readiness
English	24 - 27	18	On Target

\* Learn more about predicted ACT scores, ACT College and Career Readiness Standards, the Confidence Range of test scores, and Utah Aspire Plus Proficiency Levels by visiting the Utah Aspire Plus Assessment page at <http://bit.ly/UtahAspirePlus>. If you have additional questions about your student's scores, please contact your student's teacher or guidance counselor.

To access your student's performance results online, visit the Utah Aspire Plus Parent Portal at <https://www.results-ut.pearsonaccessnext.com>. To access this student's performance and set up your parent/guardian account access, use claim code **BWNXd4tZpLrH**.



# Composite Preliminary Student Detail Report



FIRSTNAME | LASTNAME (0201000)

### Test Details

<b>Statewide Student ID</b> 0201000	<b>A</b>	<b>Date of Birth</b> 05/08/2005	<b>Test Name</b> Grade 09
<b>District</b> CITY COMMUNITY SCHOOL DISTRICT (XX)		<b>School</b> BRUNSWICK HIGH SCHOOL (XX100)	<b>Test Date</b> Spring 2021

### Utah Composite Proficiency Score

**Predicted Composite ACT Score Range: 21-24**

■ Not on Target    ■ On Target

**What does your student's score mean?**

The composite score is an average test score across the four Utah Aspire Plus subject areas (Mathematics, English, Reading, and Science) and is provided for students who take all four assessments. The predicted composite ACT score range graphic contains two levels, 'Not on Target' and 'On Target', along the ACT scale (0-36). These levels are determined by a benchmark score of '18' that is defined as Utah's postsecondary readiness indicator.

Your student's Predicted Composite ACT Score Range: 21 - 24

**B** Your student's College Readiness: On Target

### Predicted ACT Composite Score

Test	Predicted Composite ACT Score Range	Postsecondary Readiness Target	Postsecondary Readiness
Composite	21 - 24	18	On Target

Learn more about the Predicted Composite ACT Score Range, Utah's Postsecondary Readiness Target, ACT College and Career Readiness Standards, and Utah Aspire Plus Proficiency Levels by visiting the Utah Aspire Plus Assessment page at <http://bit.ly/UtahAspirePlus>. If you have additional questions about your student's scores, please contact your student's teacher or guidance counselor.

To access your student's performance results online, visit the Utah Aspire Plus Parent Portal at <https://www.results-ut.pearsonaccessnext.com>. To access this student's performance and set up your parent/guardian account access, use claim code **BWNXd4tZpLrH**.

E

# The Individual Student Report (ISR)

The Individual Student Report (ISR) provides student performance data on the Utah Aspire Plus summative assessments. There are two main components to the ISR: postsecondary readiness predictive scores and Utah core standards-based proficiency.



**A**

\*\* SAMPLE REPORT ONLY \*\*

FIRSTNAME I. LASTNAME  
 GRADE 9  
 BRUNSWICK HIGH SCHOOL  
 CITY COMMUNITY SCHOOL DISTRICT



## UTAH ASPIRE PLUS GRADE 9 ASSESSMENT 2020-2021

### COMPOSITE SCALE SCORE AND PREDICTED ACT SCORE

Your student took the Utah Grade 9 Assessment in [Month] of [CCYY]. Below you will find your student's composite scale score and predicted ACT score, followed by the subject area predicted ACT scores.

Composite Scale Score	Predicted Composite ACT Score Range*	Postsecondary Readiness Prediction
384	<b>B</b> 21-24	<p>0 18 36 21 24 Not on Target On Target</p>

Postsecondary readiness is defined by Utah as a composite ACT score of 18 or higher.

\*For more information on the predicted ACT score range, see the [Score Interpretation Guide for Parents](https://schools.utah.gov/assessment/assessments?mid=1173&tid=8) (<https://schools.utah.gov/assessment/assessments?mid=1173&tid=8>).

### SUBJECT AREA PREDICTED ACT SCORES









Below you will find your student's predicted ACT subject scores based on their performance in the four subject areas that make up the assessment (reading, English, math, science).

Subject Area	Predicted ACT Subject Score Range*	ACT College Readiness Benchmarks**
Reading	<b>C</b> 21-24	<p>0 22 36 21 24 Not on Target On Target</p>
English	24-27	<p>0 18 36 24 27 Not on Target On Target</p>
Math	17-20	<p>0 22 36 17 20 Not on Target On Target</p>
Science	15-18	<p>0 23 36 15 18 Not on Target On Target</p>

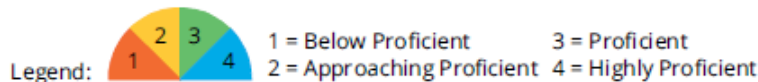
\*\*ACT College Readiness Benchmarks for Subjects: Students who score at or above these benchmark scores (22-Reading, 18-English, 22-Math, 23-Science) are more likely to be successful in college courses commonly taken by first-year students. For more information about ACT College and Career Readiness Standards, visit [USBE Utah Aspire Plus Assessment](https://schools.utah.gov/assessment/assessments?mid=1173&tid=8) page (<https://schools.utah.gov/assessment/assessments?mid=1173&tid=8>).

SUBJECT AREA SCALE SCORES AND UTAH PROFICIENCY LEVELS

The remainder of this report details your student's performance compared to [Utah Core Standards](https://www.schools.utah.gov/curr/utahcorestandards) (<https://www.schools.utah.gov/curr/utahcorestandards>) and proficiency levels in each of the four subject areas of the assessment. Below you will find your student's scale scores by subject area and Utah proficiency levels.

Subject	Scale Score (Confidence Range*)	Utah Proficiency Level
 <b>READING</b>	394 (389-399)	 <b>4</b> Highly Proficient
 <b>ENGLISH</b>	<b>D</b> 384 (380-388)	 <b>3</b> Proficient
 <b>MATH</b>	284 (283-286)	 <b>2</b> Approaching Proficient
 <b>SCIENCE</b>	184 (181-187)	 <b>1</b> Below Proficient

\*For more information about the Confidence Range, go to <https://tinyurl.com/USBereporting>.



RESOURCES

To access your student's performance results online, visit the [Utah Aspire Plus Parent Portal](https://www.results-ut.pearsonaccessnext.com) (<https://www.results-ut.pearsonaccessnext.com>), or use the Quick Response Code (QR Code) to the right with a smartphone, tablet, or other device. To set up your parent account access for the Utah Aspire Plus Parent Portal, use daim code **xjSdhEgc2ijz**.



Learn more about the Utah Aspire Plus, including predicted ACT scores, Utah's Postsecondary Readiness Indicator, ACT College and Career Readiness Standards, and Utah Proficiency Levels by visiting [USBE Utah Aspire Plus Assessment](https://schools.utah.gov/assessment/assessments?mid=1173&tid=8) page (<https://schools.utah.gov/assessment/assessments?mid=1173&tid=8>.) If you have additional questions about your student's scores, please contact your student's teacher or guidance counselor.

Every high school student, teacher, and administrator in Utah has free, unlimited, and secure access to ACT test prep resources through Shmoop. For more information on how to access these free resources, visit the [Utah Shmoop](https://schools.shmoop.com/utah/) page (<https://schools.shmoop.com/utah/>).

# The Parent Portal

The purpose of the parent portal is to provide parents with a convenient way to access their student's Utah Aspire Plus student performance data.

At the top of the Parent Portal there is general information on student data privacy and Utah Aspire Plus assessment results. The site describes the scores provided for Utah Aspire Plus and it includes a link to additional information about interpreting student test scores. A Pearson help desk contact is provided for additional assistance on accessing student test scores.

A student's test score results can be found using the last name, first name, and claim code as seen in the screenshot below. The claim code can be found on the Individual Student Report (ISR), Preliminary Student Detail Report, or obtained from the student's school administrators.

## Parent Portal

The screenshot shows the Parent Portal interface. At the top, there is a navigation bar with "Parent Portal" and a link to "http://pearson.com". Below this is a section titled "Data Confidentiality and Disclosure" with a link to "https://schools.utah.gov/studentdataprivacy.html#35153&id=5".

The main content area is titled "Utah Aspire Plus Results" and explains that the portal displays performance results compared to Utah State Standards. It lists proficiency levels: Below Proficient (1), Approaching Proficient (2), Proficient (3), and Highly Proficient (4). A note states that results from previous years' administrations may be visible, and users should scroll down to view older scores.

Below the text is a search form with fields for "FIRSTNAME LASTNAME" (circled in red), "Spring 2021 Grade 9 Reading" (dropdown), and "Proficient" (dropdown). A "Find" button is next to it. Below the form, it says "Your Student's complete Individual Student Report will be available October 2021. If you have additional questions about your student's scores, please contact your student's school." and a "Need Assistance?" link with the Pearson help desk contact info: (877) 227-5009.

On the left side, there is a "Find Test Results" section with input fields for "Student's First Name", "Student's Last Name", and "Claim Code", and a "Find Results" button (circled in black with a white 'E').

On the right side, there is a "My Students' Test Results" section with a list of results. A large black circle with a white 'D' is overlaid on the first two rows. The list includes:

Student Name	Score	Proficiency Level
FIRSTNAME LASTNAME Spring 2021 Grade 9 Mathematics	194	Approaching Proficient
FIRSTNAME LASTNAME Spring 2021 Grade 9 English	192	Approaching Proficient
FIRSTNAME LASTNAME Spring 2021 Grade 9 Science Accessible starting 10/1/2021, 1:00:00 AM		
FIRSTNAME LASTNAME Spring 2021 Grade 9 Reading	219	Proficient
FIRSTNAME LASTNAME Spring 2019 Grade 9 English	195	Approaching Proficient
FIRSTNAME LASTNAME Spring 2019 Grade 9 Reading	212	Proficient
FIRSTNAME LASTNAME Spring 2019 Grade 9 Science	167	Approaching Proficient
FIRSTNAME LASTNAME Spring 2019 Grade 9 Mathematics	136	Below Proficient

## Detailed Component Description



### Identification Information

The student's name, grade, school, and district are provided.



### Composite Scale Score and Predicted ACT Score

The student's composite scale score and predicted ACT composite score range are provided. The composite scale score is the average of the four Utah Aspire Plus assessments (English, reading, mathematics, and science) and is provided for students who take all four assessments.

One purpose of the Utah Aspire Plus assessment is to provide predictive ACT scores. Students' test scores on Utah Aspire Plus are linked to ranges of predicted ACT scores. The predicted ACT composite score range graphic is comprised of two levels, Not on Target and On Target, along the ACT scale (0–36). A predicted ACT composite score of 18 or higher indicates “on target” for Utah’s postsecondary readiness benchmark while scores below 18 indicate “not on target” for postsecondary readiness. The student’s predicted score range is indicated by a black bar within the graphic. If the student’s predicted ACT score range crosses over the benchmark score (18), the student is indicated as being ‘On Target’. The predicted ACT score ranges are determined through a statistical linking process.



### Subject Area ACT Predicted Scores

This section of the report provides the student's predicted ACT score ranges for the subject tests (math, English, reading and science). Student test scores from Utah Aspire Plus are linked to the ACT scale to obtain a predicted score range on each ACT subject test. Each predicted ACT score range is provided within graphics that distinguish predicted scores below the subject ACT College Readiness Benchmark score as “Not on Target” and those on or above the subject ACT College Readiness Benchmark score as “On Target.” The student’s predicted score range for each subject test is indicated by a black bar within each graphic. If the student’s predicted subject test ACT score range crosses over the ACT College Readiness Benchmark score, the student is indicated as being ‘On Target’.

The ACT College Readiness benchmarks, as described in the ACT® Technical Manual, are empirically derived performance targets on the ACT that represent the level of achievement required for students to have a 50% chance of obtaining a B or higher or a 75% chance of obtaining a C or higher in corresponding credit-bearing first year college courses. Table 1 contains the college readiness for each subject test. For information on the ACT college readiness benchmarks, please refer to the technical manual at [https://www.act.org/content/dam/act/unsecured/documents/ACT\\_Technical\\_Manual.pdf](https://www.act.org/content/dam/act/unsecured/documents/ACT_Technical_Manual.pdf).

**Table 1. ACT College Readiness Benchmarks**

Subject Test	The ACT College Readiness Benchmark
English	18
Reading	22
Mathematics	22
Science	23

## **D** Subject Area Scale Scores and Utah Proficiency Levels

For each subject test, a student’s scale score is provided with a confidence range below it. The confidence range represents the expected range of a student’s score if the student took the same form of the test multiple times.

Students’ test performance is summarized by proficiency levels which indicate the extent to which students demonstrate knowledge and skills on the assessment. There are four proficiency levels for Utah Aspire Plus:

- Level 4: Highly Proficient
- Level 3: Proficient
- Level 2: Approaching Proficient
- Level 1: Below Proficient

The proficiency levels are defined by performance level descriptors which outline the knowledge and skills that students should know and be able to do to be classified in each level. The proficiency level descriptors (PLDs) for Utah Aspire Plus are provided in Appendix A.

The student’s proficiency level for each subject test is determined by their subject test scale score. Cut scores that differentiate one proficiency level from another were determined through a collaborative process known as standard setting. During this process, Utah educators and educational measurement specialists reviewed the Utah Aspire Plus summative assessments along with the Utah Core Standards and PLDs to provide judgments on what students should know and be able to do at each proficiency level. A multi-round process of educator judgments, data review, and discussion resulted in a set of recommended cut scores for each Utah Aspire Plus assessment. The Utah State Board of Education formally adopted the cut scores for the Utah Aspire Plus assessments. The cut scores define the scale score ranges for each proficiency level. Table 2 provides the scale score ranges that define each proficiency level for each Utah Aspire Plus summative assessment.

**Table 2. Utah Aspire Plus Proficiency Scale Score Ranges**

Grade	Subject	Below Proficient	Approaching Proficient	Proficient	Highly Proficient
9	English	100 to 164	165 to 201	202 to 241	242 to 300
	Reading	100 to 165	166 to 203	204 to 230	231 to 300
	Mathematics	100 to 171	172 to 205	206 to 232	233 to 300
	Science*	100 to 186	187 to 210	211 to 236	237 to 300

Grade	Subject	Below Proficient	Approaching Proficient	Proficient	Highly Proficient
10	English	100 to 160	161 to 199	200 to 244	245 to 300
	Reading	100 to 174	175 to 203	204 to 234	235 to 300
	Mathematics	100 to 180	181 to 209	210 to 235	236 to 300
	Science*	100 to 186	187 to 209	210 to 239	240 to 300



The student proficiency level is provided within a “meter” graphic on the score report that shows an approximate position of the scale score within the base range (100–300).

**Note:** The size of the shaded regions does not indicate size of score range by proficiency level or proportion of students.

\*The Utah State Board of Education adopted new science standards for high school in June of 2019. The first administration of the new science assessment occurred in spring of 2021.

## **E** Parent Portal and Claim Code

Parents and guardians can access student results, including the student’s individual student report (ISR), within the Parent Portal. Parents must create an account within the portal to access student information.

To set up an account, parents will need the student’s administration claim code. Schools provide the claim code to the parents. There are three ways to provide the claim code:

1. the student’s Individual report (ISR)
2. OnDemand report
3. the PearsonAccess<sup>next</sup> claim code operational report.

Once an account is created, parents can access student results in the Parent Portal at <https://results-ut.pearsonaccessnext.com> by entering the student’s first name, last name, and the claim code. This URL appears at the bottom of the student’s individual student report (ISR) and the OnDemand report.

## Appendix A: Utah Aspire Plus Performance Level Descriptors

English Grades 9 and 10			
Below Proficient	Approaching Proficient	Proficient	Highly Proficient
The level 1 students can <b>partially access</b> grade-level content and engage with higher-order thinking skills with extensive support.	The level 2 students can access grade-level content and engage in higher-order thinking skills with <b>minimal independence and some support</b> .	The level 3 students can access grade-level content, and <b>independently</b> engages in <b>higher-order</b> thinking skills. This level of performance also likely indicates students are on track to be sufficiently prepared for college or career.	The level 4 students can go beyond grade-level content, and <b>independently</b> engages in <b>higher-order</b> thinking skills.  This level of performance also likely indicates students are on track to be well-prepared for college or career.

Reading Grades 9 and 10			
Below Proficient	Approaching Proficient	Proficient	Highly Proficient
The level 1 students can <b>partially access</b> grade-level content and engage with higher-order thinking skills with extensive support.	The level 2 students can access grade-level content and engages in higher-order thinking skills with <b>minimal independence and some support</b> .	The level 3 students can access grade-level content, and independently engages in <b>higher-order</b> thinking skills.  This level of performance also likely indicates students are on track to be sufficiently prepared for college or career.	The level 4 students can go beyond grade-level content, and <b>independently</b> engages in <b>higher-order</b> thinking skills. This level of performance also likely indicates students are on track to be well-prepared for college or career.



**Mathematics**  
**Secondary Math I & II**

<b>Below Proficient</b>	<b>Approaching Proficient</b>	<b>Proficient</b>	<b>Highly Proficient</b>
<p>The Level 1 students are below proficient in applying the mathematics knowledge/skills as specified in the Utah Core State Standards. The students generally perform significantly below the standard for their grade level and are likely able to partially access grade-level content with extensive support.</p>	<p>The Level 2 students are approaching proficient in applying the mathematics knowledge/skills as specified in the Utah Core State Standards. The students generally perform slightly below the standard for their grade level and are likely able to access grade-level content with moderate support.</p>	<p>The Level 3 students are proficient in applying the mathematics knowledge/skills as specified in the Utah Core State Standards. The students generally perform at the standard for their grade level and can access grade-level content with minimal support. This level of mathematics performance also likely indicates students are on track to be sufficiently prepared for college or career.</p>	<p>The Level 4 students are highly proficient in applying the mathematics knowledge/skills as specified in the Utah Core State Standards. The students generally perform significantly above the standard for their grade level and can access above grade-level content. This level of mathematics performance also likely indicates students are on track to be well-prepared for college or career.</p>

**Science  
Grades 9 and 10**

<b>Below Proficient</b>	<b>Approaching Proficient</b>	<b>Proficient</b>	<b>Highly Proficient</b>
<p>The Level 1 students are below proficient in achieving or applying the science attitudes and knowledge/ skills as specified in the Utah Core Standards. The students generally perform significantly below the standard for their grade level and are able to engage with higher-order thinking skills for all science contexts with extensive support.</p>	<p>The Level 2 students are approaching proficient in achieving or applying the science attitudes and knowledge/skills as specified in the Utah Core Standards. The students generally perform slightly below the standard for their grade level and are likely able to engage in higher-order thinking skills for all science contexts with support.</p>	<p>The Level 3 students are proficient in achieving or applying the science attitudes and knowledge/skills as specified in the Utah Core Standards. The students generally perform at the standard for their grade level and are able to engage in higher-order thinking skills for all science contexts with independence and minimal support. This level of science performance likely indicates students are on track to be sufficiently prepared for college or a career.</p>	<p>The Level 4 students are highly proficient in achieving or applying the science attitudes and knowledge/skills as specified in the Utah Core Standards. The students generally perform above the standard for their grade level and are able to engage in higher-order thinking skills involving all science contexts independently. This level of science performance likely indicates students are on track to be well-prepared for college or a career.</p>